Revision Letter	Change Description
A	Detail SNX-C06-06 Make from 1/8" Thick by 1" x 1" 6061-T6 Aluminum Angle Extrusion was Make from SNX-Z02-03 Section H-H: -08 Control Pushrod Cover was -11 Control Pushrod Cover 6 Required was 8 Required for Machine Screws and Anchor Nuts 12 Required was 16 Required for SSC-32 Rivets

Revised 01/10/2011

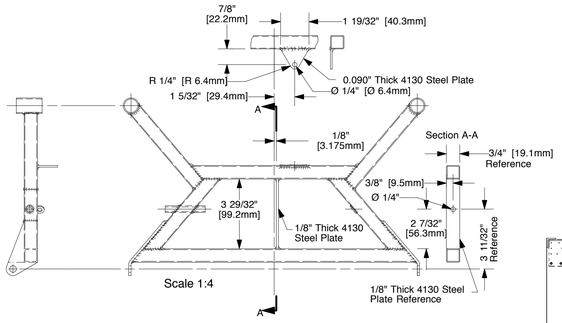

SNX-C05-08 Control Stick Frame Assembly for Lowered Seat
1 Required on -01, Weld Frame Assembly together using number 7 welding rod

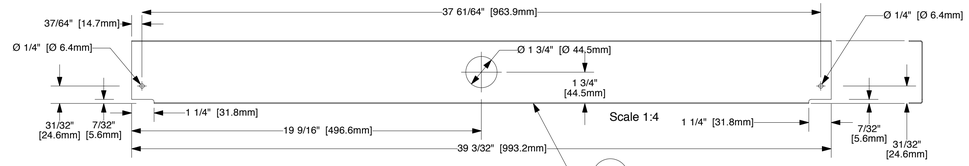

-04 (Replaces SNX-F03-02 Channel)
Channel, 1 Required on -01
Make from SNX-Z04-03 3 1/2" Channel Stock (40" [1016mm] long)

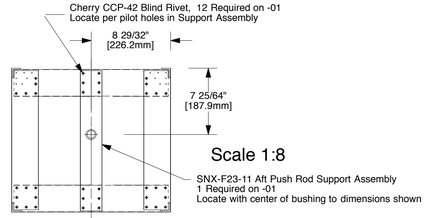

Section N-N
View Looking Aft at Push Rod Support

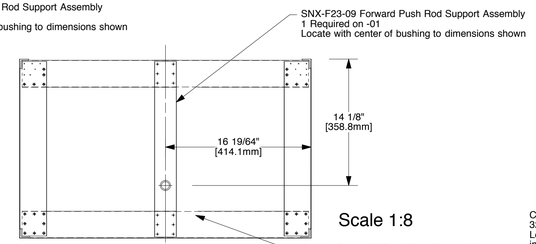

Section P-P
View Looking Aft at Push Rod Support

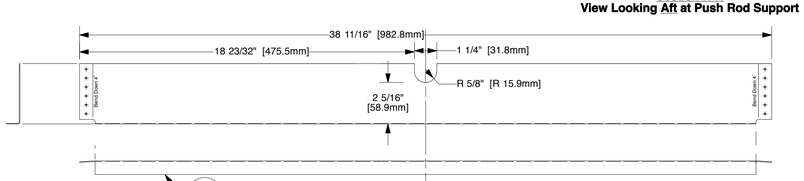

-05 Angle (Refer to SNX-F10-01 for all dimensions not given on this view)
Make from SNX-Z04-03 3 1/2" Channel Stock
Remove Flange 1 side to make Angle

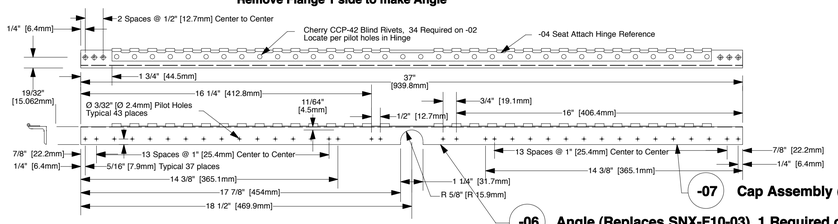

-07 Cap Assembly (Replaces SNX-F10-02)

-06 Angle (Replaces SNX-F10-03), 1 Required on -02
Make from 1/8" Thick x 1" x 1" 6061-T6 Aluminum Angle Extrusion

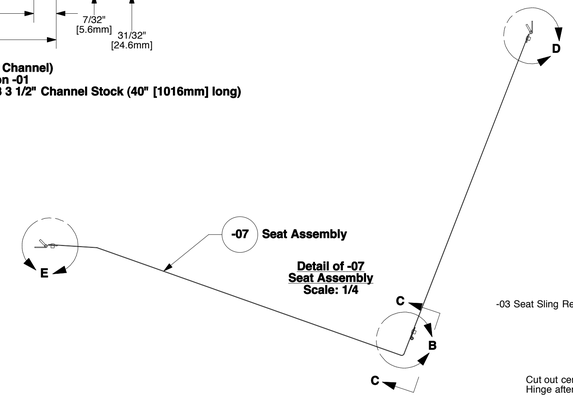

-07 Seat Assembly

Detail of -07
Seat Assembly
Scale: 1/4

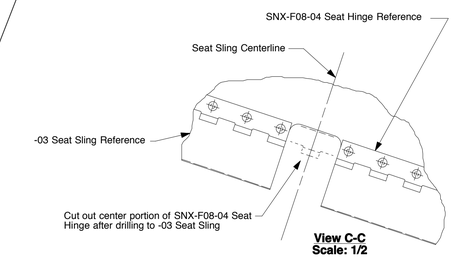

View C-C
Scale: 1/2

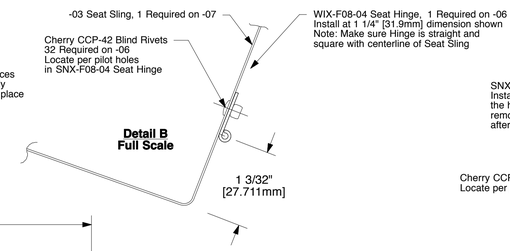

Detail B
Full Scale

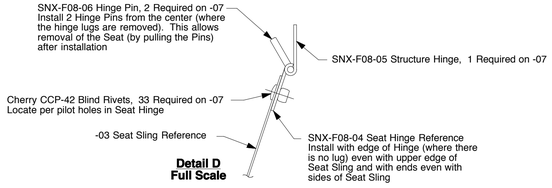

Detail D
Full Scale

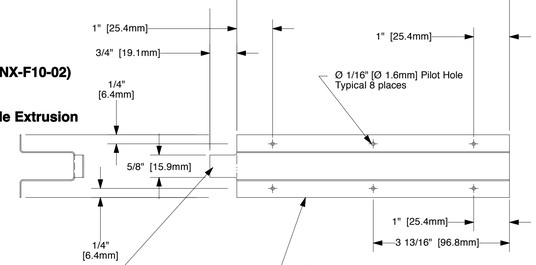

-08 Control Pushrod Cover
1 Required on -01
Make from XNS-Z04-01 Hat
(Hat Section Available for Purchase form Sonex)

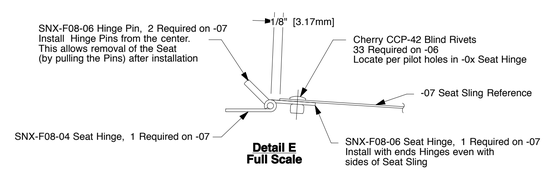

Detail E
Full Scale

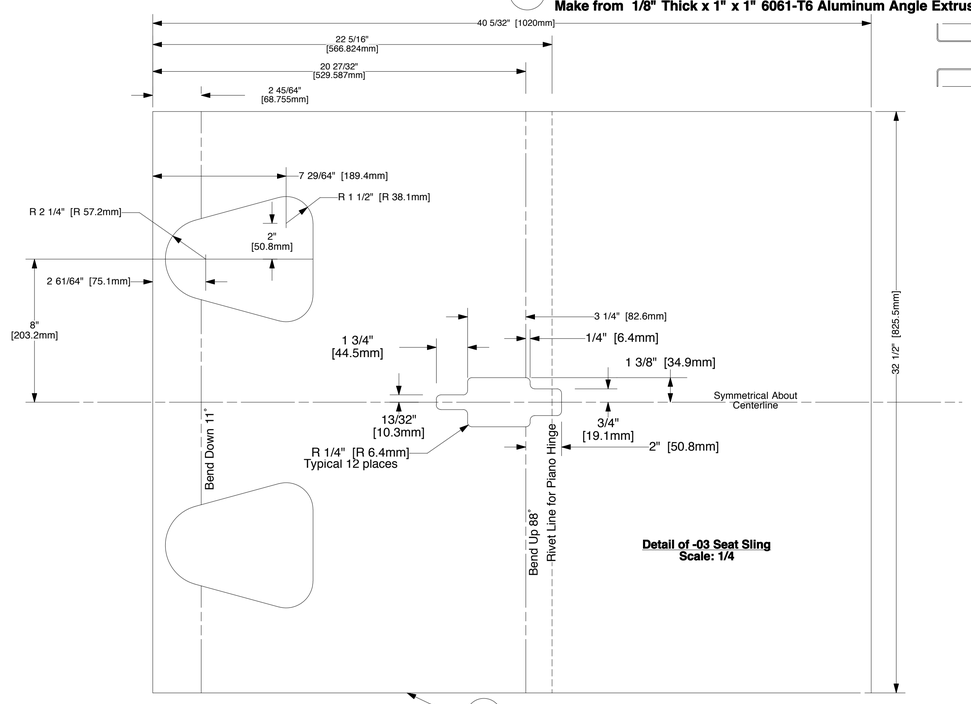

Detail of -03 Seat Sling
Scale: 1/4

-03 Dropped Seat Sling, 1 Required on -01
.025" Thick 6061-T6 Aluminum Sheet
1/16" [1.6mm] Bend Radius

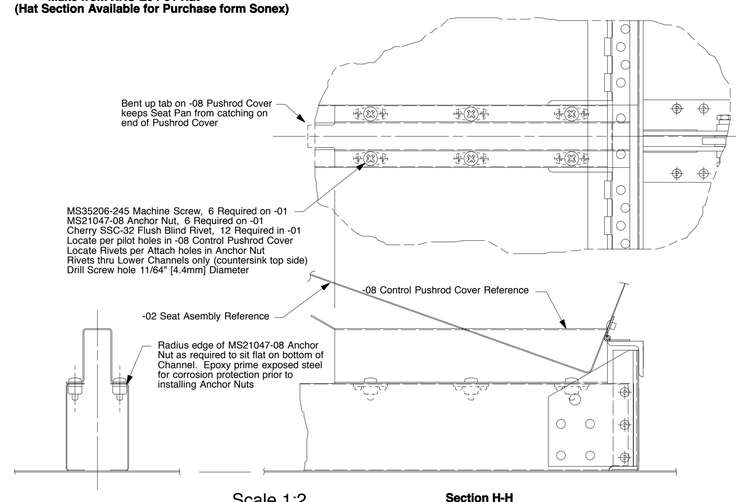

Scale 1:2

Section H-H
Note: Top View shown without
Seat Pan for clarity

Note: Building the Aircraft with the Optional Dropped Seat

The Optional Dropped Seat is not called out in the sonex Drawing System. To Build the Aircraft with with the optional Dropped Seat the following revisions must be made on the followings drawings:

Note that the Dropped Seat can only be installed using the Daul Stick Controls.

SNX-C05 Optional Dual Stick Details & Assembly

Modify the Control Stick Frame per the detail on this drawing. SNX-C05-02 Control Stick Frame becomes SNX-C05-08 after modification.

Delete SNX-C05-04 Seat Sling
Replace with SNX-C06-03 Seat Sling for Lowered Seat Mod called out on this page.

SNX-F03-01 Rear Spar Carry Through

Delete SNX-F03-02 Channel
Replace with SNX-C06-04 Channel w/ hole in center called out on this page.
Pictoral Change: Modify SNX-F03-01 Assembly to show hole in the center.

SNX-F09 Aft Lower Cabin Detail Installation

Delete Drawing SNX-F09 Aft Lower Cabin Detail Installation
Replace with SNX-C07 Aft Lower Cabin Detail Installation for Lowered Seat Modification

SNX-F10 Aft Lower Cabin Details

Delete SNX-F10-01 Angle
Replace with SNX-C06-05 Angle w/notch in center called out on this page.

Delete SNX-F10-02 Cap Assembly and SNX-F10-03 Angle.
Replace with SNX-C06-06 Angle w/ notch in center and SNX-C06-07 Assembly called out on this page.

SNX-F21 Fuselage Tail Cone Box

Replace Details N-N and P-P with Details N-N and P-P called out on this page.

Make New Part SNX-C06-08 Cover and Install per Section H-H.

Dash Number	Quantity Required	Part Title	Next Assembly

sonex

Optional Lowered Seat Modification Details & Assembly

Drawing Scale	Drawing Number	Revision
1/4 & Noted	SNX-C06	A