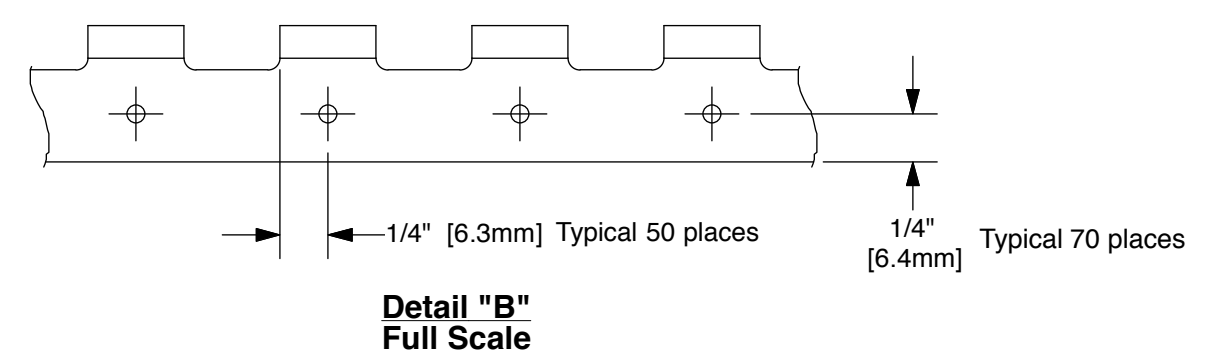

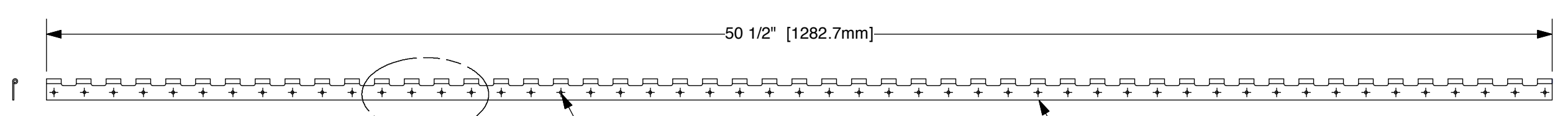


The information disclosed herein is the property of the originator who reserves all patent, design, proprietary, manufacturing, use and sales rights thereto, except for the rights expressly granted to others. This document shall not be reproduced nor shall the information contained within be used by or disclosed to others except as expressly authorized by the originator.

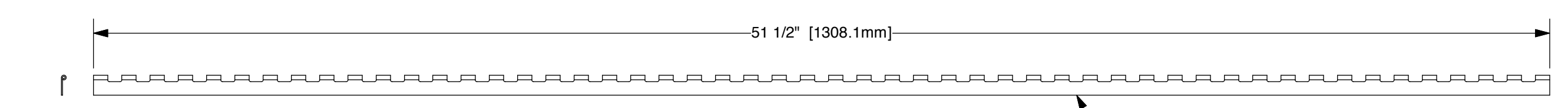
Revision Letter	Change Description	01/09/2017
A	Corrected location of inboard Drive Rib. Corrected depiction of -03R/L Flap Skin trim. Added bottom cut-out to -01R/L Flap Assembly. Corrected Rivet Hole Spacing on inboard end of -04R/L Hinge.	



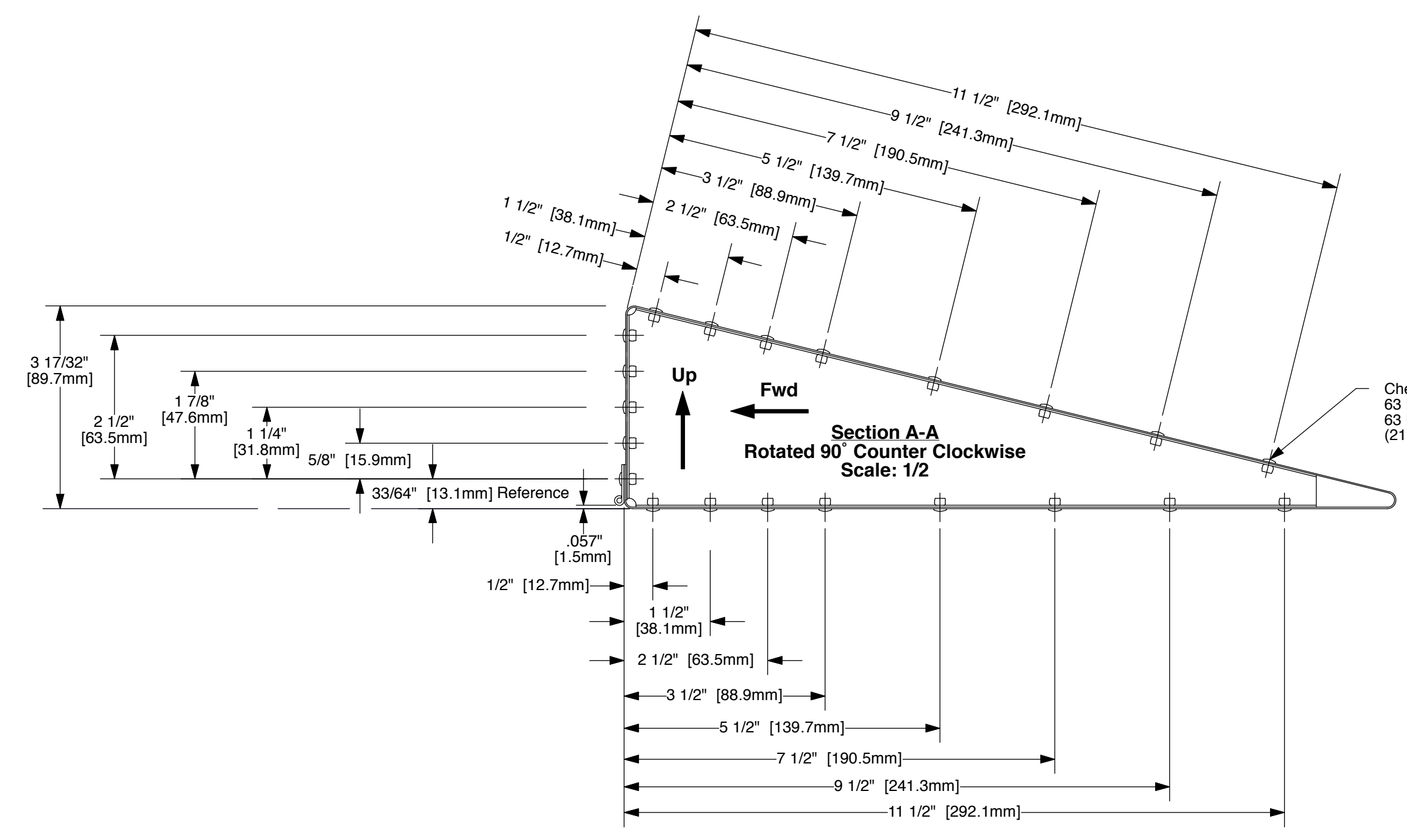
- 03R Right Hand Flap Skin (shown)  
Make from SNX-Z02-02 Flap Skin Stock
- 03L Left Hand Flap Skin (opposite -01R)  
Make from SNX-Z02-02 Flap Skin Stock



- 04R Hinge Half (shown)  
Make from MS20257P3 Piano Hinge
- 04L Hinge Half (opposite -04R, Pilot Hole locations different)  
Make from MS20257P3 Piano Hinge



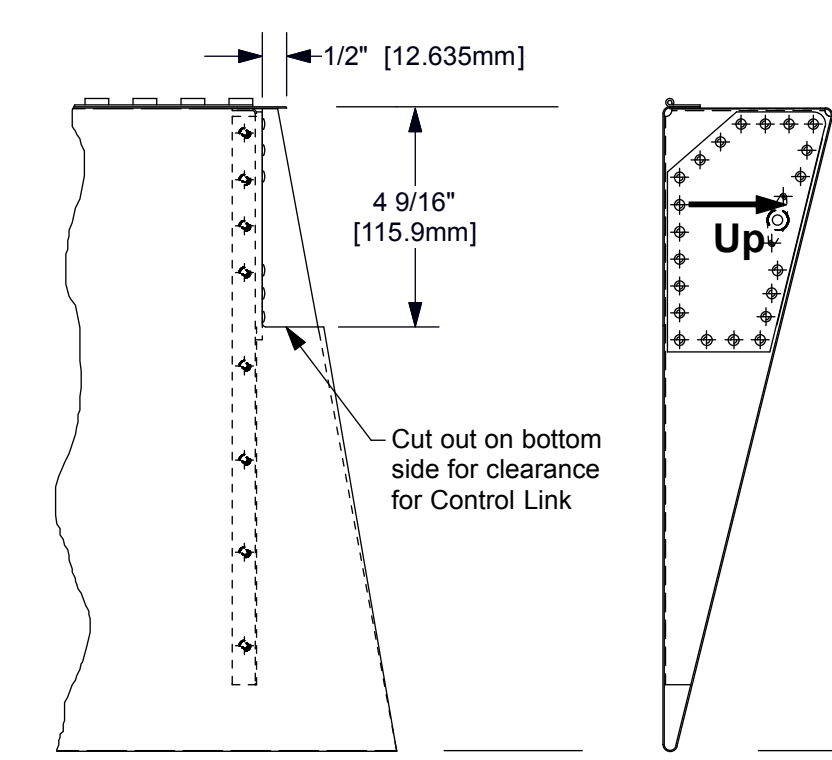
- 02 Hinge Half  
Make from MS20257P3 Piano Hinge



Cherry CCP-42 Blind Rivets  
63 Required on -01R Flap Assembly  
63 Required on -01L Flap Assembly  
(21 each Rib x 3 Ribs per Flap)

Cherry CCP-42 Blind Rivets  
50 Required on -01R Flap Assembly  
50 Required on -01L Flap Assembly  
Locate from Pilot Holes in Hinge Half  
(Rivets through Ribs called out in Section A-A)

-04R Hinge Half - 1 Required on -01R  
-04L Hinge Half - 1 Required on -01L  
See Section A-A for vertical location



WXB-W06-05R Right Hand Drive Rib Assembly - 1 Required on -01R  
WXB-W06-05L Left Hand Drive Rib Assembly - 1 Required on -01L

-03R Right Hand Flap Skin - 1 Required on -01R  
-03L Left Hand Flap Skin - 1 Required on -01L

SNX-W06-02 Flap Rib - 1 Required on -01R  
SNX-W06-03 Flap Rib - 1 Required on -01L

- 01R Right Hand Flap Assembly (shown)  
Note: Ribs shown as solid lines (should be hidden) for clarity
- 01L Left Hand Flap Assembly (opposite -01R)

\* Note: This Flap Assembly is used only when equipping the aircraft with the Optional Aerobatic Aileron

WXB-W27-02	2	Hinge Half	WXB-W24
WXB-W27-01L	1	Left Hand Flap	WXB-W24
WXB-W27-01R	1	Right Hand Flap	WXB-W24
Dash / Part Number	Qty Req'd	Part Title	Next Assembly

**waix-B**  
Flap Assembly for Optional Aerobatic Aileron Installation

Drawing Scale	Drawing Number	Revision
1/4 & Noted	WXB-W27	A